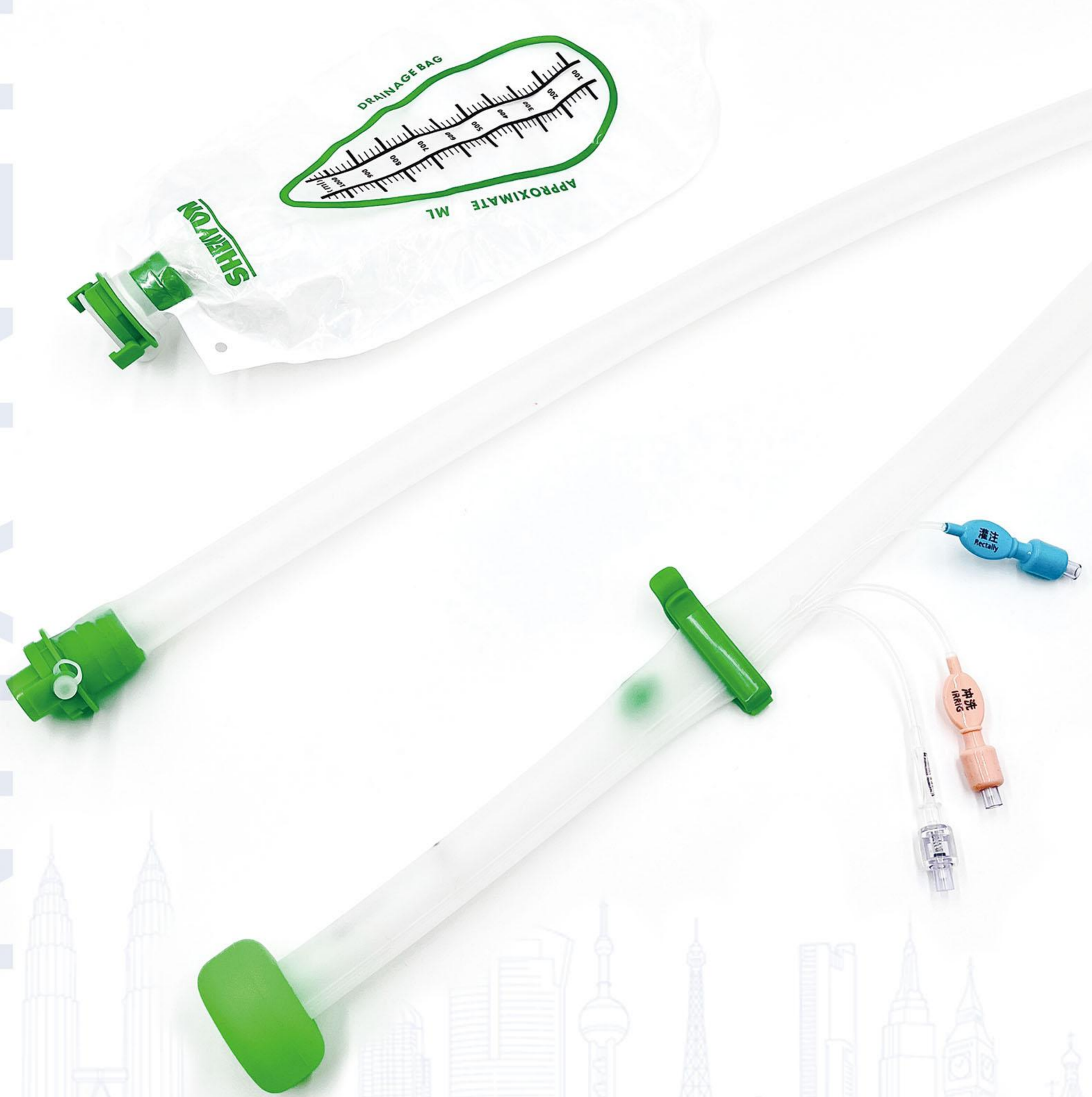


SHENYUN

FECAL INCONTINENCE MANAGEMENT KIT





PRODUCT TRADING

FECAL INCONTINENCE MANAGEMENT KIT

A medical device that is used primarily to manage a patient's excreta, especially when the patient is unable to defecate on their own or needs to avoid contaminating the environment. These devices are used in hospitals, nursing facilities, or home care to manage patient excreta to help control infection, maintain hygiene, and improve care efficiency.

■ Features

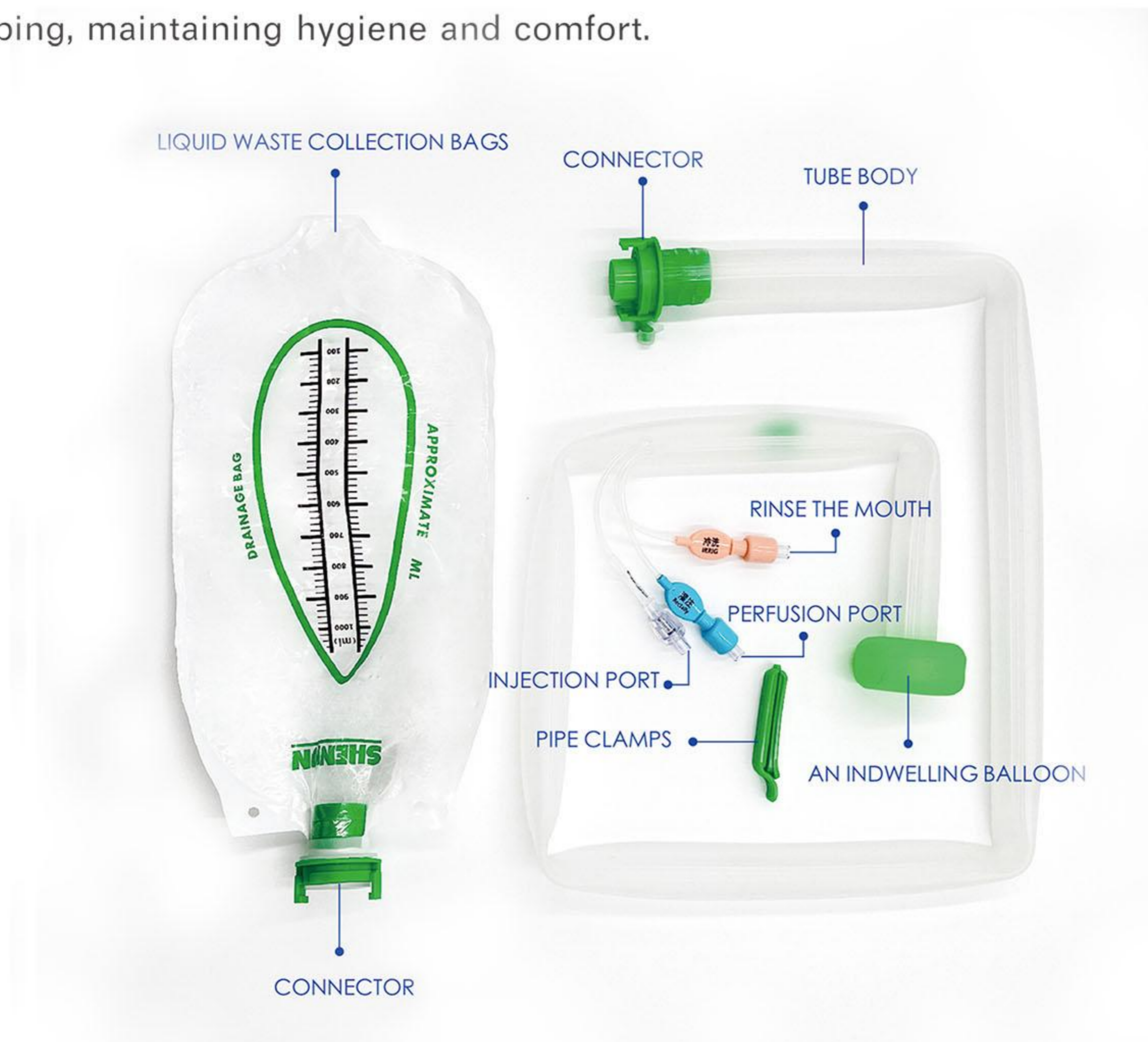
- Avoid contact between patient feces and skin to reduce the risk of infection and bedsores.
- For patients who are bedridden for a long time or have difficulty in moving, keep the bed and surrounding environment clean.
- Reduce the frequency and difficulty of nursing staff in handling excrement and improve the efficiency of nursing work.
- Provide patients with a more comfortable excretion experience and avoid the discomfort caused by frequent movement and turning over.

■ scenes to be used

- During recovery after surgery
- In intensive care units such as the ICU
- For patients with stroke, spinal cord injury or other chronic diseases that cause mobility problems

■ PRODUCT COMPOSITION

- **Collection bag:** used to collect the patient’s excrement, usually made of leak-proof material to ensure safety and hygiene.
- **Drainage tube:** connects the collection bag and the patient, usually by inserting it into the anus or rectum, draining the feces directly into the collection bag.
- **Fixing device:** ensures that the drainage tube and collection bag are stably fixed inside and outside the patient.
- **Valve or sealing device:** prevents feces from overflowing and odor from escaping, maintaining hygiene and comfort.



model	Anal canal (length)	module	model	Drainage bag (capacity)
★ SY-07-01	1100mm	Drainage bag	SY-07-04	800ml
SY-07-02	1200mm	Drainage bag	★ SY-07-05	1000ml
SY-07-03	1250mm	Drainage bag	SY-07-06	1200ml

■ **PRODUCT DETAILS**



Stool Management System



Waste liquid collection bag



Stop clamp



Indwelling balloon



Gas injection/flushing/irrigation port




sampling

■ **PACKING SPECIFICATIONS**



MODEL	Medium Packaging	Carton size
Length	220mm	510mm
Width	170mm	450mm
Height	60mm	420mm
Note: 1 box/42pcs		

■ STEPS FOR USAGE



Remove any indwelling or anal devices prior to inserting the device. Insert a lubricated gloved index finger into the blue retention balloon cuff finger pocket. Apply lubricant to the balloon tip of the catheter.



Gently insert the balloon into the anal sphincter until it extends beyond the external ostium and is well inside the rectal fornix. The finger may be removed or retained in the rectum during balloon inflation.



Slowly press the syringe plunger to inflate the balloon with water or saline. Never inflate the balloon with more than 50 ml.



Gently pull on the silicone catheter to check that the balloon is firmly fixed in the rectum. Record the position indicator line in the anus. Observe the change in the position of the position indicator line to determine the movement of the retention balloon in the patient's rectum.



Replace collection bags as needed. Snap the lid onto each used bag. Discard according to institutional protocols for medical waste disposal.

■ STEPS FOR USAGE

- Deodorization function of the collection bag: adding activated carbon odor absorption sheet can effectively absorb the odor in the bag and achieve the deodorization effect.
- Self-closing device of the collection bag: prevent backflow and effectively reduce the leakage of pollutants.



• Deodorant tablets



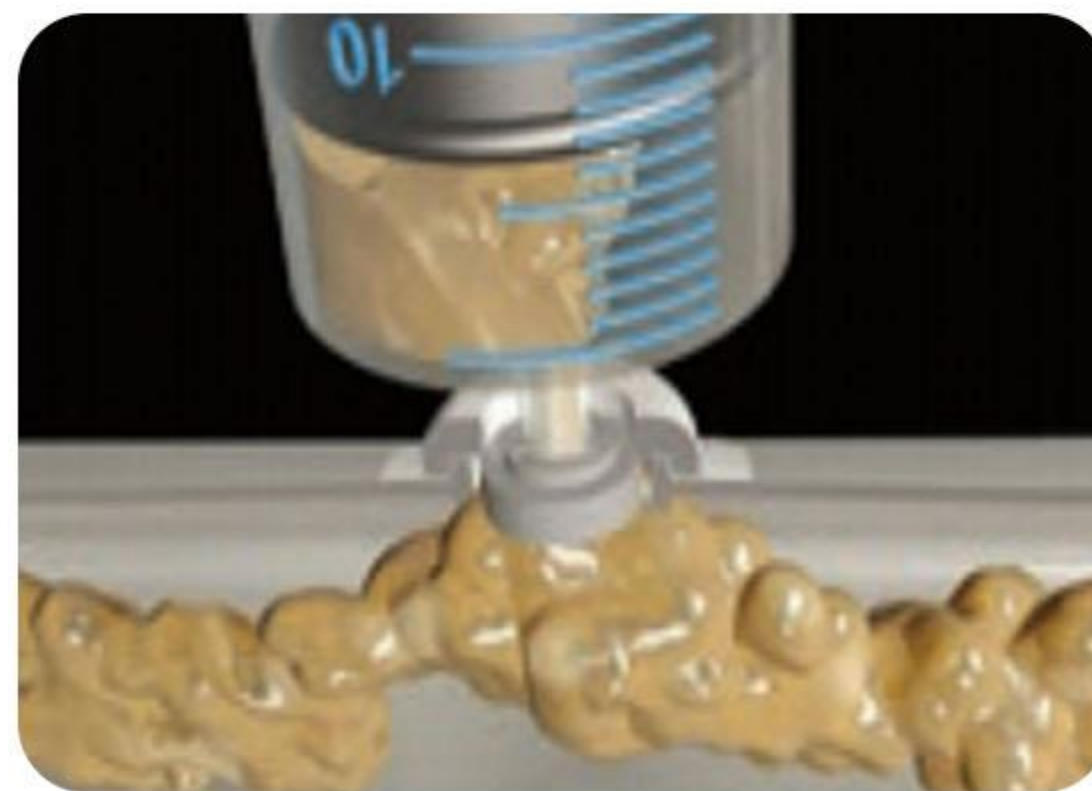
• Self-closing device

■ SAFE AND CONVENIENT SAMPLING

The product design adds an easy-to-use sampling port, reducing the risk of contamination when nurses take samples.



• Prepare for sampling



• Sampling

■ CLINICAL EFFECTS

①

- Reduce the risk of fecal-related infections by reducing direct contact between feces and skin.
- Reduce the incidence of nosocomial infections in high-risk infection environments such as intensive care units (ICUs).

②

- Reduce the frequency and difficulty of nursing staff to deal with excrement, thereby improving nursing efficiency.
- Reduce the time of changing bed sheets, cleaning beds and patients' skin.

③

- For patients with limited mobility, frequent turning and movement can be avoided to improve patient comfort.
- It reduces skin irritation and friction, prevents the formation of bedsores, and improves the patient's quality of life.

■ CLINICAL EFFECT STATISTICS

Indicators	Day 0	Day 7	Day 14	Day 21	Day 28
Number of patients	50	50	50	50	50
Number of patients with symptom relief	10	20	30	35	40
Symptom relief rate	20	40	60	70	80
Number of patients with complications	5	4	3	3	2
Complication rate	10	8	6	6	4
Average number of device changes	0.5	0.4	0.3	0.3	0.2
Patient satisfaction	5	6	7	8	9